

ArtNet DMX-UNIVERSE 4.1

User Manual



**ART
NET**
ETHERNET

Art-Net™ Designed by and Copyright Alderamin Group Ltd.

**DMX
4
ALL**
WWW.DMX4ALL.EU

Description

The **ArtNet-DMX-UNIVERSE 4.1** interface has 4 DMX-outputs and 1 DMX-input. All DMX-outputs and inputs are galvanically isolated and can be used simultaneously. With a RJ45 connection occurs the contact to the ArtNet-network.

A user-friendly configuration with a web browser allows a fast and uncomplicated adjustment for all parameters.

An additional Extension-mode allows an output of 1024 DMX-channels on each DMX-output. All in all up to 4096 channels are supported. The Extension-mode is optimised for controlling the MagiarLED II products.

Data Sheet

Voltage supply:

7-24V DC from external power supply (included)

Ethernet:

1x Neutrik RJ45

DMX-IN:

1x Neutrik XLR 3 - 512 DMX-channels

DMX-OUT:

4x Neutrik XLR 3 - 512 DMX-channels



or

4x Neutrik XLR 3 - 1024 DMX-channels in the Extension mode

Dimensions:

172 x 170 x 56 mm

Connection



LED-display

STATUS-LED

The STATUS-LED lights up as soon as the device is working.

ETHERNET-LED

The ETHERNET-LED signals an active connection about the RJ45-Connection.

DMX-IN-LED

The DMX-IN-LED signals a DMX signal on the DMX input

Configuration

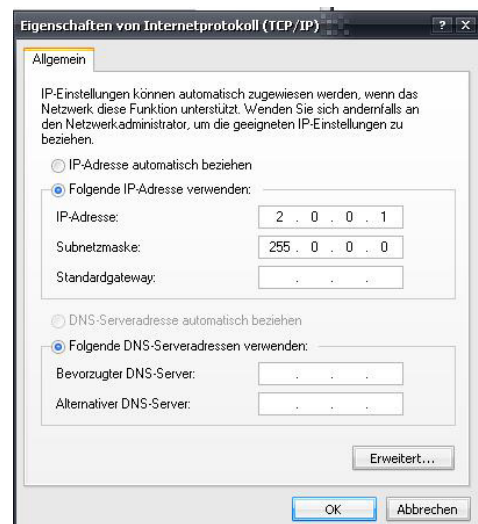
The configuration of the **ArtNet-DMX-UNIVERSE 4.1** occurs about an web-interface which can be called about any web browser.

The assigned **IP-address 2.0.0.10** in the delivery status will be used for the web-interface as well as for the ArtNet.



The network settings must be configured to the **IP-address 2.0.0.1** and the **subnet 255.0.0.0**.

Please consult the ArtNet-specifications for further details.



Please call the IP 2.0.0.10 in the address bar of the web browser for getting the following configuration page:

The **ArtNet-DMX-UNIVERSE 4.1** has 2 ArtNet Nodes which can be configured separate.



Each Node needs an own **IP-address**, so the assignment in the network occurs clearly. According to the ArtNet-specifications please use the IP-addresses 2.x.x.x or 10.x.x.x.

For an easier identification you can assign each node with any names.

The **Short-name** is limited to 18 signs and the **Long-name** to 64 signs.

The **Subnetmask** is left to 255.0.0.0 according to the ArtNet-specifications.

In an event of a DMX-signal failure (**DMX FAIL**) several actions can be selected for the DMX-input.

- | | |
|------------------------------|---|
| NO DATA | - with ArtNet no DMX-input will be received |
| HOLD last DMX data | - the last data will retained |
| CLEAR all DMX channels to 0% | - all DMX-input channels will be set on 0 |
| SET all DMX channels to 100% | - all DMX-input channels will be set on 255 |

The **Update-rate** with whom the DMX-input data are outputted can be adjusted in different times. *On change data* transfers the DMX-input data only if it change, however max. every 0,1 seconds.

The **Factory Settings** will be restored by entering the number 7319.

SAVE memorized the configuration respectively restored the Factory Settings.

Extension Setup

The Extension setup allows you to set up the ArtNet parameters Net, Subnet and Port.

DMX 4ALL ArtNet-DMX-UNIVERSE 4.1
Version 1.3

The DMX4ALL ArtNet-DMX-UNIVERSE 4.1 is an ArtNet interface with 4 DMX outputs and 1 DMX input. The device provides one ArtNet Node for the input and one ArtNet Node for the outputs. You can give each Node an own IP address, shortname and longname to differ the Node in the network. Please use in one network the IP address 2.x.x.x or 10.x.x.x

The DMX input allows you to set a refresh rate and a DMX fail option.

Each DMX output is working with 512 channels (1 Universe) in the Standard mode (Jumper1-OFF). In the Extension mode (Jumper1-ON) each DMX output is working with 1024 channels (1+1 Universes).

Output configuration Standard mode:
Output 1 use the Output-Node A port 1
Output 2 use the Output-Node A port 2
Output 3 use the Output-Node A port 3
Output 4 use the Output-Node A port 4

EXTENSION SETUP
The extension setup allows you to set the ArtNet parameters for SubNet,Net and Port. Please set Net always to 0 if you don't use ArtNet3!

© Copyright 2012 DMX4ALL GmbH All rights reserved.

ART NET
ETHERNET Art-Net™ Designed by and Copyright Alderamin Group Ltd.

MAGIAR
This Interface is optimized for MagiarLED Products.

EXTENSION SETUP

ArtNet Node 1 - DMX Input

SubNet: 0 (0)

Net: 0 Value 0-127

Port 0: 0 (0)

ArtNet Node 2 - DMX Output

SubNet: 0 (0)

Net: 0 Value 0-127

Port 1: 1 (1)

Port 2: 2 (2)

Port 3: 3 (3)


Port 4: 4 (4)

Main Setup

Save

DMX-outputs

The DMX-outputs are galvanically isolated and will be controlled with the ArtNet-protocol. Each DMX-output is assigned with a port out of node 2:



Node 2: Port 4 Port 3 Port 2 Port1

An assignment of the single ports to the DMX-universes have to occur in the used software, e.x. as follows in Madrix®:

State	Name	Universe	OUT / IN	ms /FPS
Off	ArtNet Remote (MADRIX) Port:0	1	IN	30/33.3
On	DMX4ALL Node A (2.0.0.11) Port:0	2	OUT	30/33.3
On	DMX4ALL Node A (2.0.0.11) Port:1	3	OUT	30/33.3
On	DMX4ALL Node A (2.0.0.11) Port:2	4	OUT	30/33.3
On	DMX4ALL Node A (2.0.0.11) Port:3	5	OUT	30/33.3
On	DMX4ALL Node B (2.0.0.12) Port:0	6	OUT	30/33.3
On	DMX4ALL Node B (2.0.0.12) Port:1	7	OUT	30/33.3
On	DMX4ALL Node B (2.0.0.12) Port:2	8	OUT	30/33.3
On	DMX4ALL Node B (2.0.0.12) Port:3	9	OUT	30/33.3

DMX-input

The DMX-input is galvanically isolated und is assigned to the Port 1 of Node1.



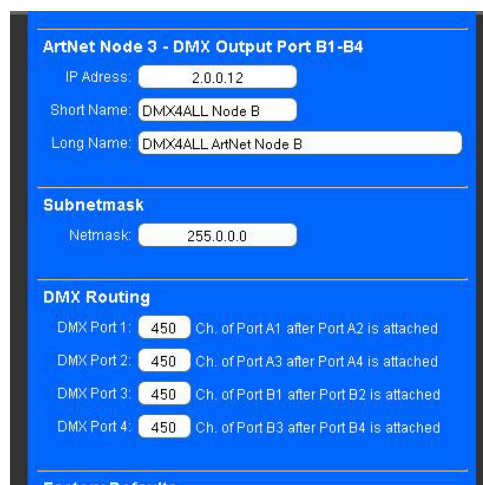
Node 1: Port1

Extension Mode

The **ArtNet-DMX-UNIVERSE 4.1** interface has an Extension Mode. On each DMX-output can be spent 1024 DMX-channels. 2 ports (per 512 DMX-channels) will be spent on each DMX-output consecutively. Therefore all in all 4096 channels are possible.

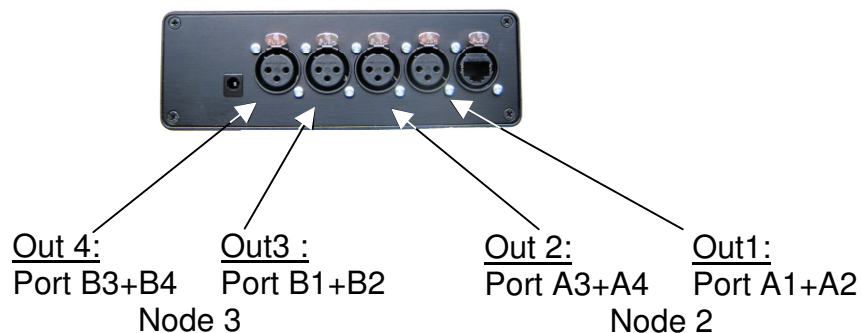
To switch on the Extension mode, please adjust switch 1 to ON.

In the Extension mode another ArtNet node will be activated which has also 4 ports. In the web-configuration it will be displayed as Node 3:



Each node needs an own **IP-address** so the assignment in the network occurs clearly. According to the ArtNet-specifications please use the IP-addresses 2.x.x.x or 10.x.x.x.

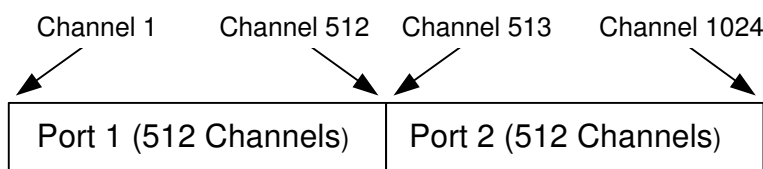
The assignment of the ports to the corresponding outputs are as follows:



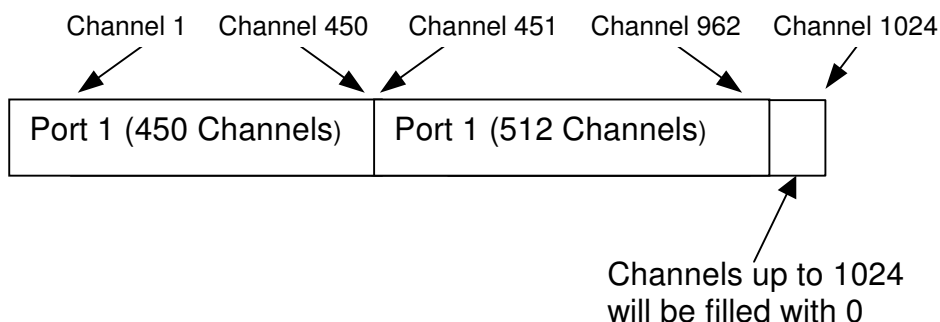
The **DMX Routing** in the configuration specifies for each DMX-output how the data of the ports are linked together.

The entered value specifies how many DMX-channels from the first port should be spent. After that the DMX-channels of the second port will be attached.

Example: DMX-Routing = 512



Example: DMX-Routing = 450



The value 0 on output 2, 3 or 4 will generate a DMX signal with 512 channels. This data comes from Port 1. In the Extension Mode this allows you to use standard DMX devices.

DMX-Routing examples

The following examples refer to the application with the indicated products.

Routing	Product
511	MagiarLED II Stripe 12xRGB
450	MagiarLED II Panel 25 Pixel
510	MagiarLED II flex Stripe without configuration channel

Factory Reset

The **ArtNet-DMX-UNIVERSE 4.1** interface can be reset into the delivery status with switch 2.

For this purpose please proceed as follows:

- Power off the device
- Switch 2 ON
- Power on the device
- STATUS LED lights up ca. 10 seconds
- While the LED is flashing please adjust switch 2 OFF
- The reset will be in progress and the LED flashes 3x as confirmation.

Equipment

Neutrik NE 8 MC
EtherCon[®] plug for installation
to RJ45-cables



Risk-Notes

You purchased a technical product. Conformable to the best available technology the following risks should not be excluded:

Failure risk: The device can drop out partially or completely at any time without warning. To reduce the probability of a failure a redundant system structure is necessary.

Initiation risk: For the installation of the board, the board must be connected and adjusted to foreign components according to the device paperwork. This work can only be done by qualified personnel, which read the full device paperwork and understand it.

Operating risk: The Change or the operation under special conditions of the installed systems/components could as well as hidden defects cause to breakdown within the running time.

Misusage risk: Any nonstandard use could cause incalculable risks and is not allowed.

Warning: It is not allowed to use the device in an operation, where the safety of persons depend on this device.



Neutrik® is a registered trademark
EtherCon® is a registered trademark
ArtNet™ is a trade mark of Alderamin Group Ltd.
MADRIX® is a registered trademark of inoage trade GbR - Germany



DMX4ALL GmbH
Reiterweg 2A
D-44869 Bochum
Germany

© Copyright 2012 DMX4ALL GmbH

All rights reserved. No part of this manual may be reproduced in any form (photocopy, pressure, microfilm or in another procedure) without written permission or processed, multiplied or spread using electronic systems.

All information contained in this manual was arranged with the greatest care and after the best knowledge. Nevertheless, errors are to be excluded not completely. For this reason, I see myself compelled to point out that I can take over neither a warranty nor the legal responsibility or any adherence for consequences, which decrease/go back to incorrect data. This document does not contain assured characteristics. The guidance and the characteristics can be changed at any time and without previous announcement.