

# TWI Programmdisplay Extension

User Manual



**DMX** <sup>®</sup>  
**4**  
**ALL**

## Description

The TWI Programmdisplay Extension is an additional module for the DMX-Player L<sup>Mk2</sup> to display the running program or to change it.

Several additional modules can be connected to the TWI-Connection e.g. the additional TWI Analog Extension.

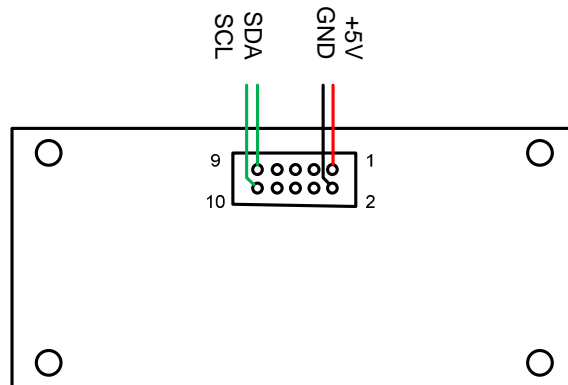
## Data Sheet

<b>Power supply:</b>	5V DC via TWI-Connection
<b>TWI-Connection:</b>	2x5 pin pin connector RM2,54
<b>Display:</b>	4 digit 7-Segment-Display
<b>Resolution:</b>	256 values
<b>Dimensions:</b>	60mm x 30mm

## Delivery

- 1x TWI Programmdisplay Extension
- 1x User manual german and english

## Connection



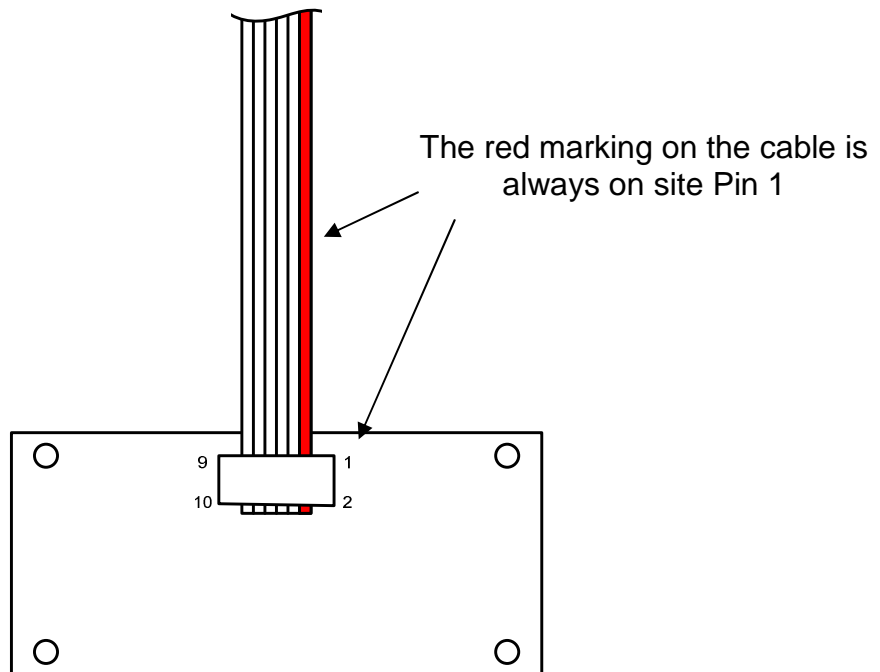
PIN	FUNCTION	PIN	FUNCTION
1	+5V	2	GND
3	NC	4	NC
5	NC	6	NC
7	NC	8	NC
9	SDA	10	SCL

NC = Not Connected (not used)

## Connection with TWI-Extension-Cable

For an easy Connection the „Cable for TWI Extension” is available as accessory.

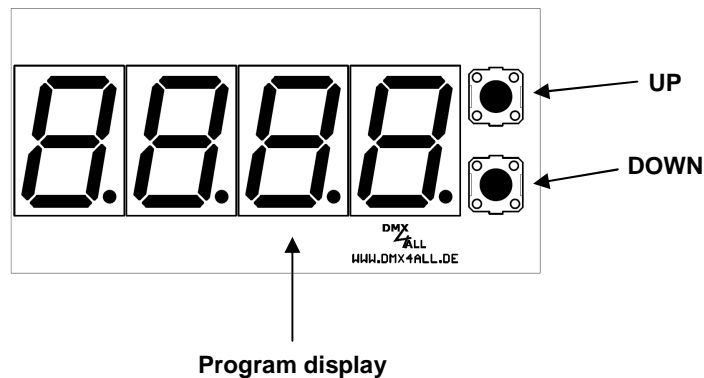
By installation please make sure that the cable is plugged with the right orientation:



## Program display and program selection

The TWI Programmdisplay Extension can be used for the DMX-Player L<sup>MK2</sup> for display the running program and to change the program.

The program switch occurs via the buttons UP and DOWN.



By pushing UP the next program is executed. After the last program the switch occurs to the first program.


By pushing down the previous program is executed. After the first program the switch occurs to the last program.



The functions of the keys and of the display depend on the used device and its firmware!

## Accessories

Cable for TWI Extension 4fold



## CE-Conformity



This assembly is controlled by a microprocessor and uses high frequency. In order to maintain the properties of the module with regard to CE conformity, installation into a closed metal housing in accordance with the EMC directive 2014/30/EU is necessary.

## Risk-Notes

You purchased a technical product. Conformable to the best available technology the following risks should not be excluded:

### Failure risk:

The device can drop out partially or completely at any time without warning. To reduce the probability of a failure a redundant system structure is necessary.

### Initiation risk:

For the installation of the board, the board must be connected and adjusted to foreign components according to the device paperwork. This work can only be done by qualified personnel, which read the full device paperwork and understand it.

### Operating risk:

The Change or the operation under special conditions of the installed systems/components could as well as hidden defects cause to breakdown within the running time.

### Misusage risk:

Any nonstandard use could cause incalculable risks and is not allowed.

**Warning:** It is not allowed to use the device in an operation, where the safety of persons depend on this device.

## Disposal



Electronical and electronic products must not be disposed in domestic waste. Dispose the product at the end of its service life in accordance with applicable legal regulations. Information on this can be obtained from your local waste disposal company.



DMX4ALL GmbH  
Reiterweg 2A  
D-44869 Bochum  
Germany

Last changes: 20.07.2018

© Copyright DMX4ALL GmbH

All rights reserved. No part of this manual may be reproduced in any form (photocopy, pressure, microfilm or in another procedure) without written permission or processed, multiplied or spread using electronic systems.

All information contained in this manual was arranged with largest care and after best knowledge. Nevertheless errors are to be excluded not completely. It is pointed out that neither a guarantee nor the legal responsibility or any liability for consequences which are due to incorrect information is assumed. This document does not contain assured characteristics. The guidance and the features may be changed at any time and without previous announcement.