


PixxRangeExtender 5V



DMX [®]
ALL



For your own safety, please read this user manual and warnings carefully before installation.



Soldering work may only be carried out by a certified specialist in order to prevent damage to the product and injury to people.

If acidic or leaded solder, soldering grease or acidic flux etc. has been used for soldering and/or if the board has been improperly soldered, all warranty claims will be voided and no repair will be carried out.

Description

The PixxRangeExtender 5V is an optimal tool to bridge longer distances by using digital LED-Stripes.

Therefore, the PixxRangeExtender 5V is to connect in front to the signal input of the digital LED-Stripe.

Digital LED-Stripes with separated DATA- and CLOCK-Signal as well as digital LED-Stripes with only one DATA-Signal can be combined with the PixxRangeExtender 5V.

Data Sheet

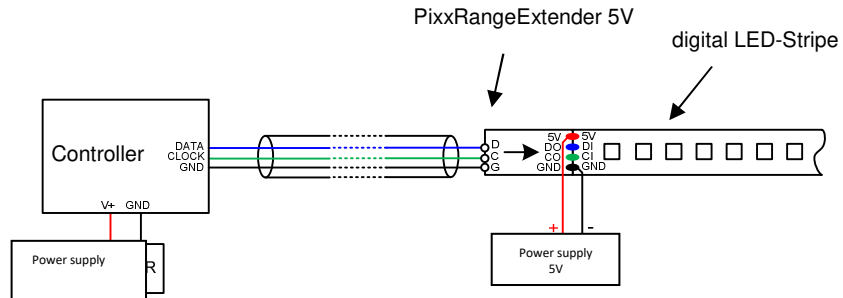
Power supply:	5V from digital LED-Stripe	
Connection:	3 pin soldering surface	(Signal-Site)
	4 pin soldering surface	(Digital LED-Site)
Dimensions:	23mm x 12mm	

Delivery

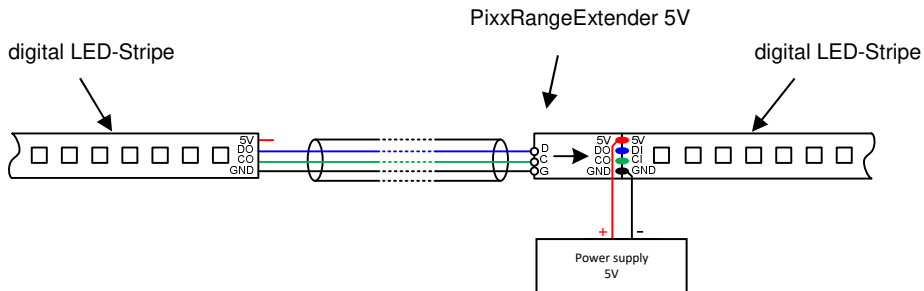
- 1x PixxRangeExtender 5V
- 1x User manual (german and english)

Connection

Connection between Controller and digital LED-Stripe (CLOCK + DATA)

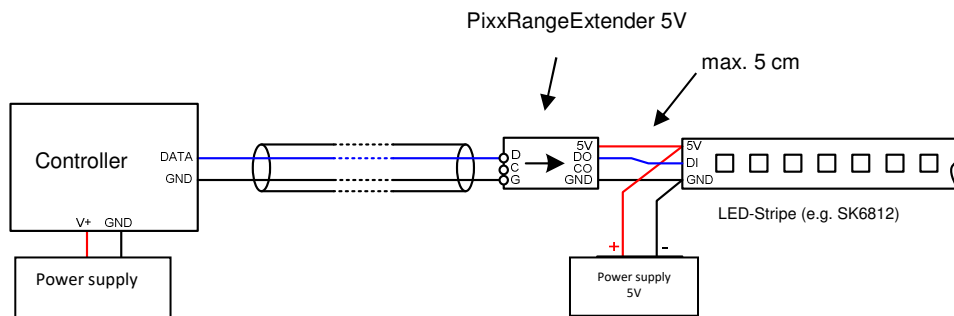


Connection between two digital LED-Stripes (CLOCK + DATA)

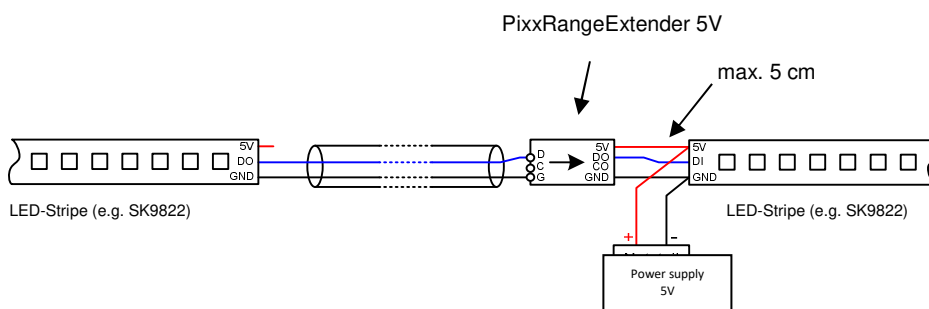


Only digital LED strips with **5V operation voltage** of the same type may be used. Mixing different types is not allowed.

Connection between Controller and digital LED-Stripe (DATA)



Connection between two digital LED-Stripes (DATA)



Only digital LED strips with **5V operation voltage** of the same type may be used. Mixing different types is not allowed.

Compatible digital LED-Stripes

The PixxRangeExtender 5V is compatible with digital LED strips with only one signal line or separate signal and data line.

These are for example:

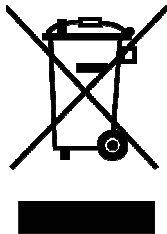
- APA-102
- APA-104
- SK6812
- SK9822
- WS2811
- WS2812(B)
- TM1804
- TM1812
- TM1829
- TLS3001
- TLS3008
- UCS1903
- UCS1904
- UCS1912
- UCS2903
- UCS2904
- UCS2912

CE-Conformity



This assembly (board) is controlled by a microprocessor and uses high frequency. In order to maintain the properties of the module with regard to CE conformity, installation into a closed metal housing in accordance with the EMC directive 2014/30/EU is necessary.

Disposal



Electronical and electronic products must not be disposed in domestic waste. Dispose the product at the end of its service life in accordance with applicable legal regulations. Information on this can be obtained from your local waste disposal company.

Warning



This device is no toy. Keep out of the reach of children. Parents are liable for consequential damages caused by nonobservance for their children.

Risk-Notes



You purchased a technical product. Conformable to the best available technology the following risks should not be excluded:

Failure risk:

The device can drop out partially or completely at any time without warning. To reduce the probability of a failure a redundant system structure is necessary.

Initiation risk:

For the installation of the board, the board must be connected and adjusted to foreign components according to the device paperwork. This work can only be done by qualified personnel, which read the full device paperwork and understand it.

Operating risk:

The Change or the operation under special conditions of the installed systems/components could as well as hidden defects cause to breakdown within the running time.

Misusage risk:

Any nonstandard use could cause incalculable risks and is not allowed.

Warning: It is not allowed to use the device in an operation, where the safety of persons depend on this device.



DMX4ALL GmbH
Reiterweg 2A
D-44869 Bochum
Germany

Last changes: 08.06.2022

© Copyright DMX4ALL GmbH

All rights reserved. No part of this manual may be reproduced in any form (photocopy, pressure, microfilm or in another procedure) without written permission or processed, multiplied or spread using electronic systems.

All information contained in this manual was arranged with the greatest care and after the best knowledge. Nevertheless, errors are to be excluded not completely. It is pointed out that neither a guarantee nor the legal responsibility or any liability for consequences which are due to incorrect information is assumed. This document does not contain assured characteristics. The guidance and the features may be changed at any time and without previous announcement.